

TOPDON®

SMART CHARGING & TESTING



TB6000Pro



Battery charger

# Contents

**01**

TB6000Pro  
Brief

**02**

Specs

**03**

Features

**04**

What's In The Box?

**05**

FAQs



Specs

# TB6000Pro

Features

The TB6000Pro is an intelligent battery charger and tester meant to be a big asset to users. Users can now test and charge batteries with one tool. The TOPDON TB6000Pro offers an industry-first smart charging mode, which can display a pre- and post-report showing accurate data comparison.

What's In  
The Box?

The 9-step smart charging offers faster and safer battery charging on 6V/12V lead-acid batteries. Utilizing the TB6000Pro's Bluetooth compatibility, you can monitor the status of the charging process using the tool's app, where you can also adjust the professional-level settings, such as voltage and current. The TB6000Pro is ideal for both professional technicians and DIYers, having the customizable ability needed by professionals and ready-to-go settings expected by DIYers.

FAQ

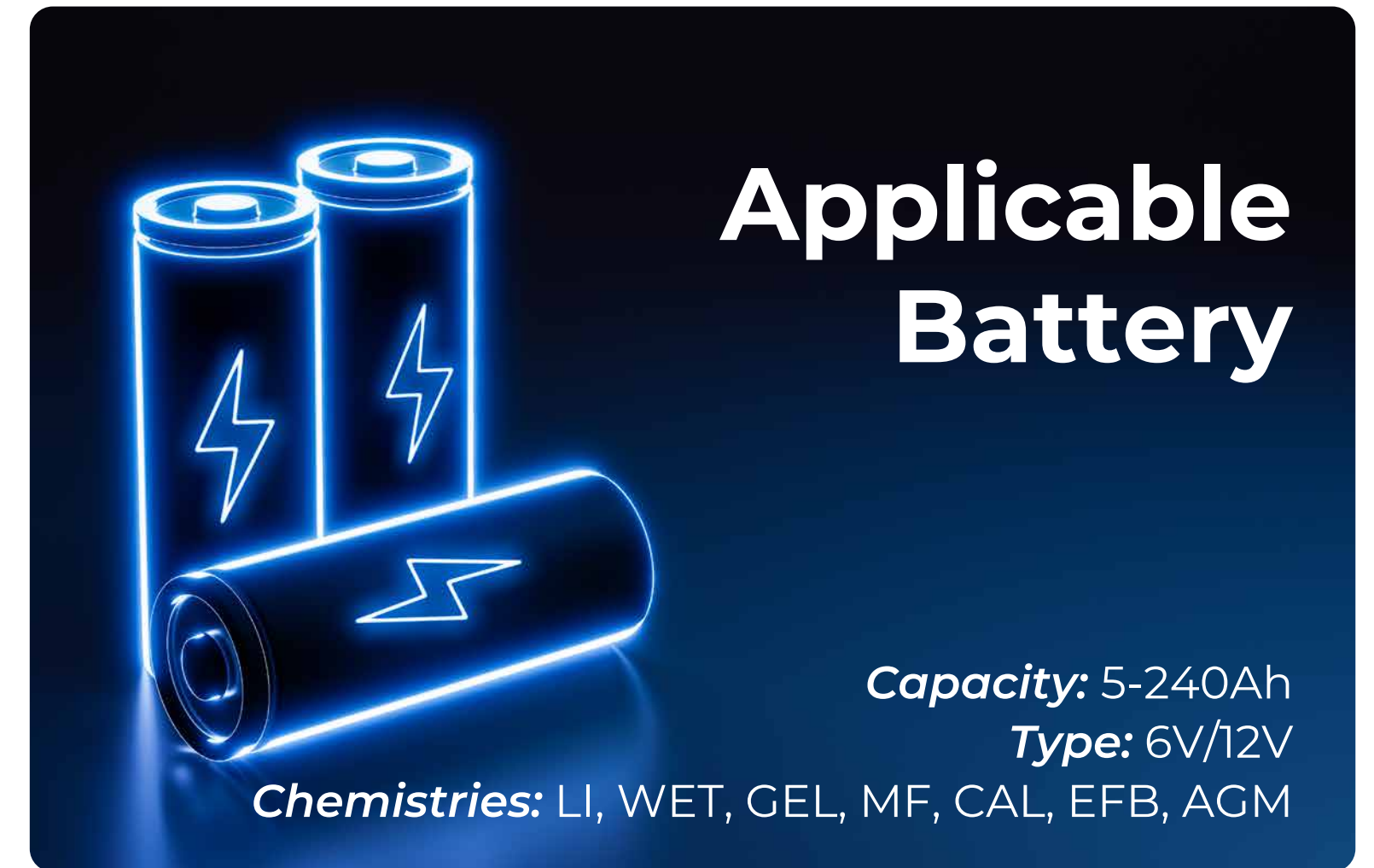




# Specs

Specs

Features



**Capacity:** 5-240Ah  
**Type:** 6V/12V  
**Chemistries:** LI, WET, GEL, MF, CAL, EFB, AGM

What's In  
The Box?

## Smart Charger

**Charging Mode:**  
12V/6A (NORM/LI/SUPPLY),  
12V/3A SMALL, 12V/1A REPAIR,  
6V/3A NORM  
**Charging Method:**  
9-Step Smart Charging

FAQ

## Parameters

**Input Voltage:** 100-240V  
**Output Current:** 1-6A  
**Output Voltage:** 6-16V

## Cable Length

**AC :** 2m, Input AWG18#  
**DC :** 3.Positive AWG14#, 1.8m (71 in.)  
Negative AWG14#, 1.8m (71 in.)

## Smart Charging With Pre- and Post-Reports

The TOPDON TB6000Pro offers an industry-first smart charging mode, which can display a pre- and post-report showing accurate data comparison. In the smart charging mode, the TB6000Pro will automatically perform a pre-detection on the battery once you start to charge it and allow you to test the battery again with “View Report” function to generate a pre- and post-report.



Specs

Features

What's In  
The Box?

FAQ





TB6000Pro  
Brief

## Testing & Charging In One Tool

Two functions, one tool.

The TB6000Pro can charge 6V/12V lead-acid batteries and 12V lithium batteries. What's more, this battery tester can test a battery's state of charge, state of health, CCA, and more using the Kelvin method. Supporting detailed charging tests and cranking tests for 12V Lead-Acid batteries, the TB6000Pro gives superior battery diagnostics via the mobile app. In the Test Reports section, you can even check the electricity consumed per day to charge the battery.

Specs

**Features**

What's In  
The Box?

FAQ

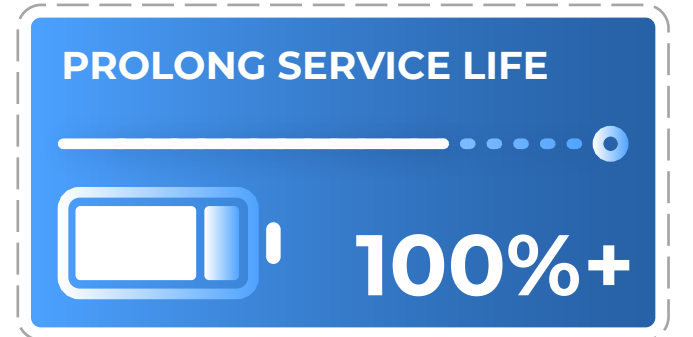




TB6000Pro  
Brief

## Repair A Battery, Prolong Its Life

The TB6000Pro uses pulse-width modulation to break down the sulfates in an aged battery, restore the battery resistance efficiently, and prolong the service life. The tool's pre- and post-testing for a battery will show the improvement of battery's resistance after being charged.



Specs

**Features**

What's In  
The Box?

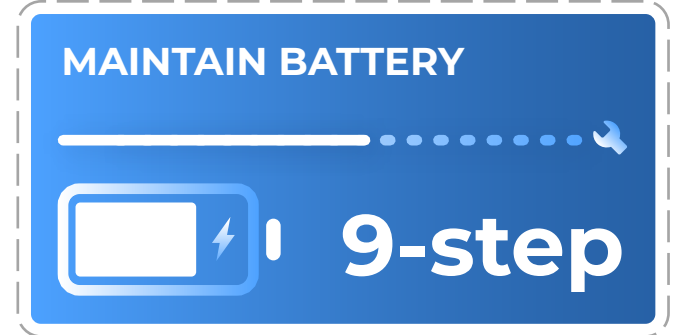
FAQ





## Maintain Batteries With 9-Step Smart Charging

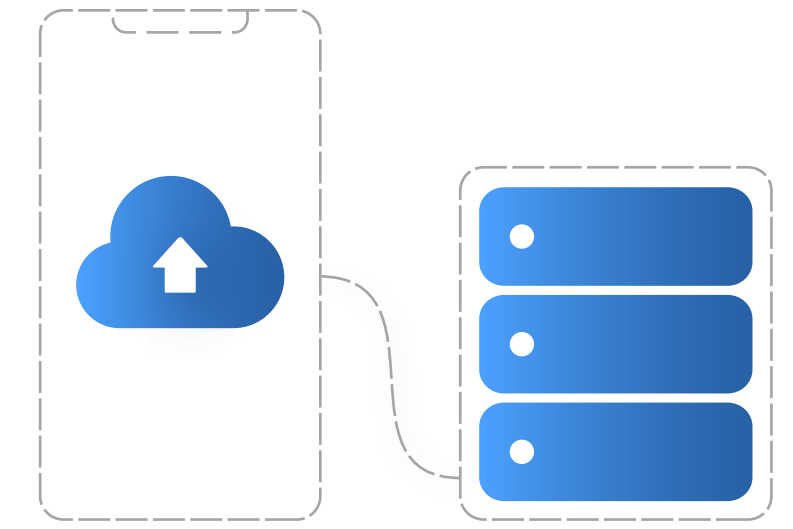
TOPDON's patented 9-step smart charging gives your lead-acid battery an optimized, maintained, and integrated charging process. When connected, not only will the TB6000Pro charge the battery, but it will desulfate and act a battery maintainer to truly repair the car battery. Moreover, the TB6000Pro specializes in offering a 5-step smart charging mode for lithium batteries.





## A Reliable Charging Solution

TOPDON offers a huge database of automotive batteries, which we use to provide a suitable charging experience for customers. Users that choose to upload their charging data to the App helps TOPDON optimize the charging algorithm constantly and provide more effective solutions with real-life data.

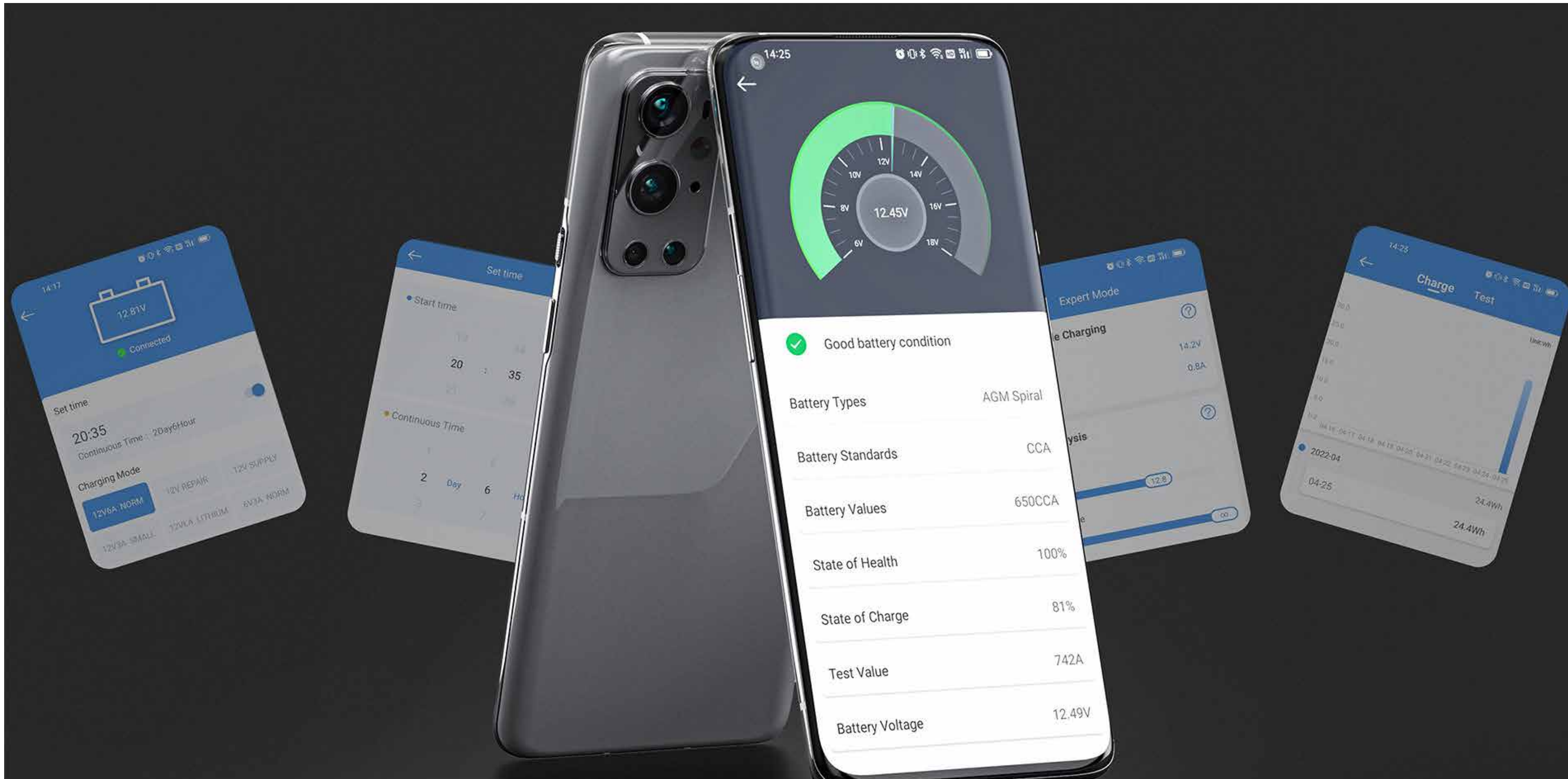


Specs

Features

What's In  
The Box?

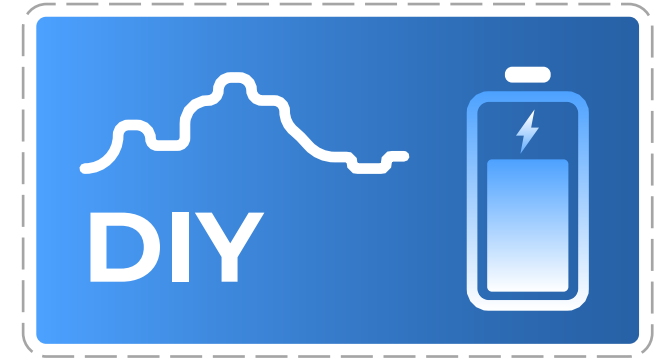
FAQ





## Charge Like A Pro

The TB6000Pro simplifies the charging process by providing a “Beginner Mode”. Select the charging mode suitable for your batteries and tap “Start Charging”, then your batteries can be left charged automatically. For professional technicians, the TB6000Pro supports expert mode to adjust more values within the 9 steps, such as current, voltage, pulse current, duration, and it generates waveforms showing the charging status.

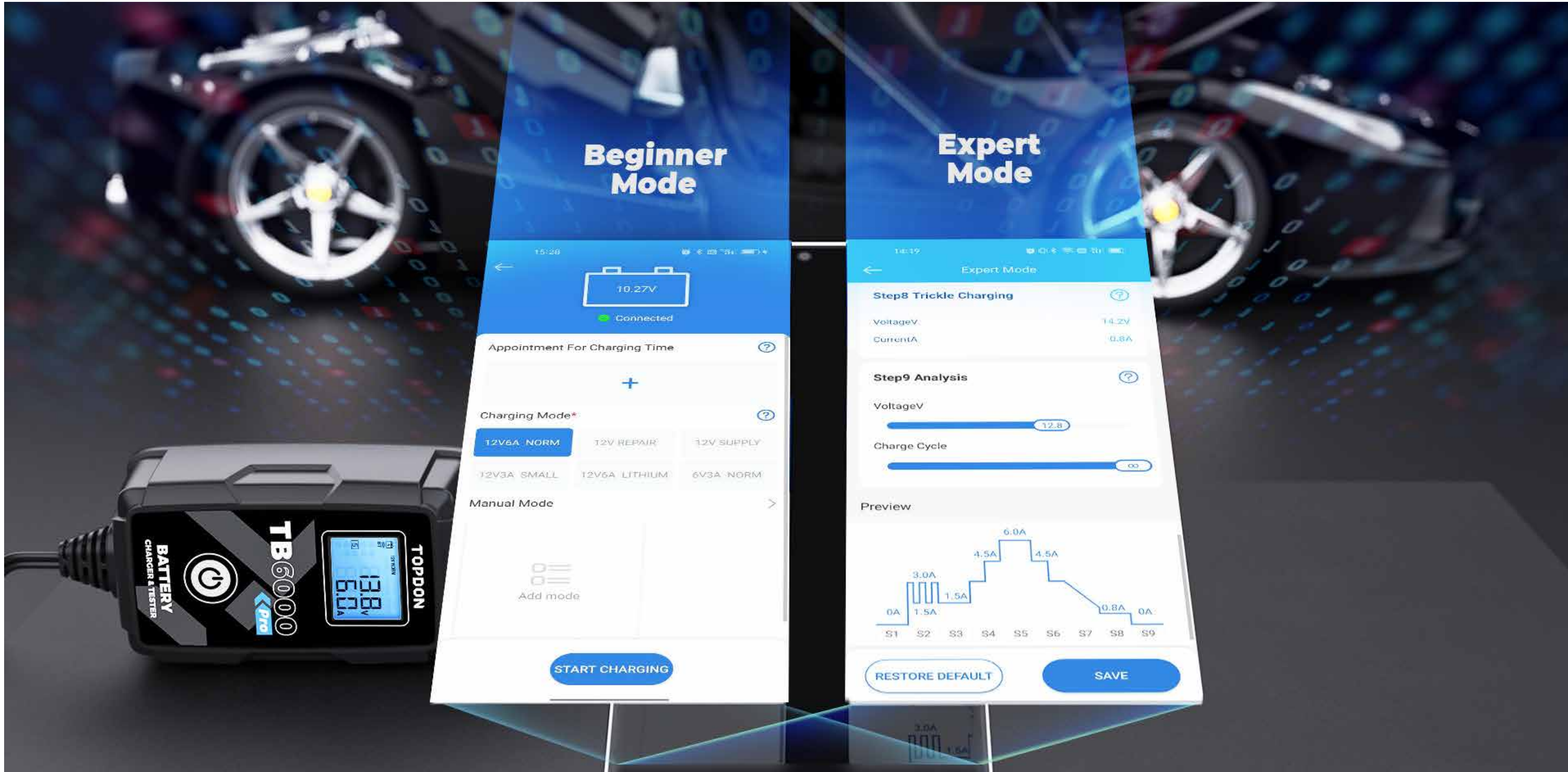


Specs

Features

What's In  
The Box?

FAQ





TB6000Pro  
Brief

## One Tool For Many Batteries

The TOPDON TB6000Pro supports a wide selection of batteries ranging from 5Ah to 240Ah, compatible with all types of 6V & 12V lead-acid batteries, and 12V lithium batteries including LI, WET, GEL, MF, CAL, EFB, AGM. This widely compatible battery charger can expand your shop's capabilities to get multiple battery types charged with only one tool.

LI/WET/GEL/MF  
CAL/EFB/AGM

**TB6000PRO**

Specs

**Features**

What's In  
The Box?

FAQ






## Timed Automatic Charging

Setting the charging time on the app is as easy as setting an alarm clock. The tool can charge and monitor the battery while you're doing other projects. This timed charging feature allows you to automatically charge at the best times based on energy rates, saving you money on your energy bills. For the extremely budget-conscious, the TB6000Pro offers a cumulative billing function that allows you to easily calculate electricity usage.



### Features





TB6000Pro  
Brief

## Smart Safety Inside And Out

Interior Design

With the TB6000Pro's smart safety features, you're protected against reverse polarities, sparks, short circuits, overheating, and over-voltage.



Specs

**Features**

What's In  
The Box?

FAQ



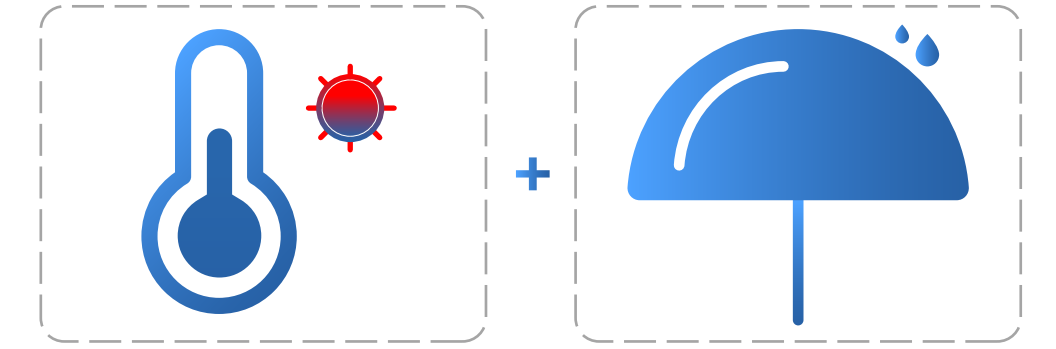


TB6000Pro  
Brief

## Smart Safety Inside And Out

### Exterior Design

The TB6000Pro can be used in high temperatures and humid environments with its rugged ABS Exterior. It's also water-resistant and dirt-proof with its IP65 grade protection rating.



Specs

**Features**

What's In  
The Box?

FAQ





TB6000Pro  
Brief

## Explore More Possibilities With TB6000Pro

The TB6000Pro works on cars, trucks, boats, lawnmowers, tractors, ATVs, PWCs, UTVs, and more. From DIY to professional projects, the TB6000Pro helps you get the job done.

Specs

**Features**

What's In  
The Box?

FAQ





# What's In The Box?


Specs

Features

TB6000Pro X 1



User Manual X 1



Ring Terminals X 1



Package Box X 1



Battery Clamps X 1



What's In  
The Box?

FAQ



MODEL	T4000	TB8000	TB6000Pro
SPECIFICATIONS			
Input Voltage AC	100-240VAC, 50-60Hz	100-240VAC, 50-60Hz	100-240VAC, 50-60Hz
Working Voltage AC	100-240VAC, 50-60Hz	100-240VAC, 50-60Hz	100-240VAC, 50-60Hz
Dead battery charge	✓	✓	✓
6V NORM/6V AGM	✓	✓	✓
12V Battery repair	✓	✓	✓
12V Supply	✓ (13.5V)	✗	✓ (13.5V)
24V Supply	✗	✗	✗
12V Lithium	✓	✓	✓
24V Lithium	✗	✗	✗
APP	✗	✗	✓ (Battery Test, Pre- and Post-Report, Charging Appointment etc.)
Efficiency	85% Approx.	85% Approx.	85% Approx.
Power	64W Max	108W Max	81W Max
Charging Current	6V/4A, 12V/4A, 12V/1A	6V/8A, 12V/8A, 12V/3A	6V/3A, 12V/6A, 12V/1A, 5~15V/0.5~6A
Back Current Drain	< 5mA	< 5mA	< 5mA
Working Temp.	14°F to 104°F (-10°C to 40°C)	14°F to 104°F (-10°C to 40°C)	14°F to 104°F (-10°C to 40°C)
Storage Temp.	-4°F to 167°F (-20°C to 75°C)	-4°F to 167°F (-20°C to 75°C)	-4°F to 167°F (-20°C to 75°C)
Charger Type	9 Step, Smart Charger	9 Step, Smart Charger	9 Step, Smart Charger
Type of Batteries	6V/12V	6V/12V	6V/12V
Battery Chemistries	Wet, Gel, MF, EFB, AGM, Lithium	Wet, Gel, MF, EFB, AGM, Lithium	Wet, Gel, MF, EFB, AGM, Lithium
Battery Capacity	6-120Ah	15-260Ah	5-240Ah
Housing Protection	IP65	IP65	IP65
AC Cable length(m)	2.0	2.0	2.0
Clip cord length(m)	1.8	1.8	1.8
Package Dimension	130*80*50 mm(5.12*3.15*1.97 inches)	245*100*52 mm (9.65*3.94*2.05 inches)	130*80*50 mm(5.12*3.15*1.97 inches)



# FAQs

**Q** Which charging settings should I use?

**A** Please select the charging mode according to the battery type and capacity. We recommend that the current value should not be greater than 20% of the battery capacity value. For example, for a 20Ah battery, we recommend that the TB6000Pro's current is not greater than 4A.

---

**Q** Will the TB6000Pro stop charging automatically after the battery is fully charged?

**A** Yes. The TB6000Pro adopts 9-step smart charging. When the battery is fully charged, it will automatically stop charging without the risk of overcharging. If you still leave the battery connected, the charger will keep monitoring the battery status and will automatically start charging when the battery voltage falls below its targeted threshold.

---

**Q** Can the TB6000Pro charge multiple batteries simultaneously?

**A** Yes. Please connect these batteries in series or parallel before beginning the charging process. If you have questions about the connection, you can consult the battery manufacturer or contact us for help.





# 02

**Q** Is REPAIR mode applicable to all battery types?

**A** No, it can't be used for lithium batteries. However, it is applicable to all types of lead-acid batteries.

---

**Q** Why can't some batteries be used normally after repair?

**A** If a battery cannot hold a charge, consult the battery manufacturer on whether the battery is completely damaged and if it can be repaired through a different method.

---

**Q** Why can't some batteries be charged?

**A** Generally, a 12V battery with a voltage lower than 8.5V is damaged and cannot be charged normally. If the battery is damaged or an Er4 error is reported, you can select the 12V Supply mode to recover battery charging.







    @topdonofficial

+86-755-21612590 (Global HQ)  
+1-833-629-4832 (North America)

sales@topdon.com  
support@topdon.com

**CHINA  
TOPDON HQ**

topdon.com

Unit 2005 20/F, No. 3040 Xinghai Avenue,  
Qianhai Shima Tower, Qianhai Shenzhen-Hong Kong  
Cooperation Zone, Shenzhen, PR, China 518000



**USA  
TOPDON**

topdon.us

400 Commons Way, Suite A  
Rockaway, NJ 07866

