



# Phoenix Lite 2





# Contents

01

Phoenix Lite 2  
Brief

02

Specs

03

Features

04

Functions

05

What's In The Box?

06

Comparison Chart

07

FAQ



Specs

Features

Functions

What's In  
The Box?

Comparison  
Chart

FAQ

# Phoenix Lite 2

The Phoenix Lite 2 is TOPDON's new compact pro-level scan tool. This tool is designed to be streamlined and deployable. When technicians have jobs outside the shop or jobs need to be resolved fast, the Phoenix Lite 2 is up to the task. With a robust array of special functions, online coding, and broad vehicle coverage, this versatile scan tool clears up jobs faster and gets shops moving. Generate the most complete diagnostic reports with advanced scanning functions and Bluetooth battery testing compatibility. Do more in less time with the Phoenix Lite 2.





# Phoenix Lite 2

Specs

Features

Functions

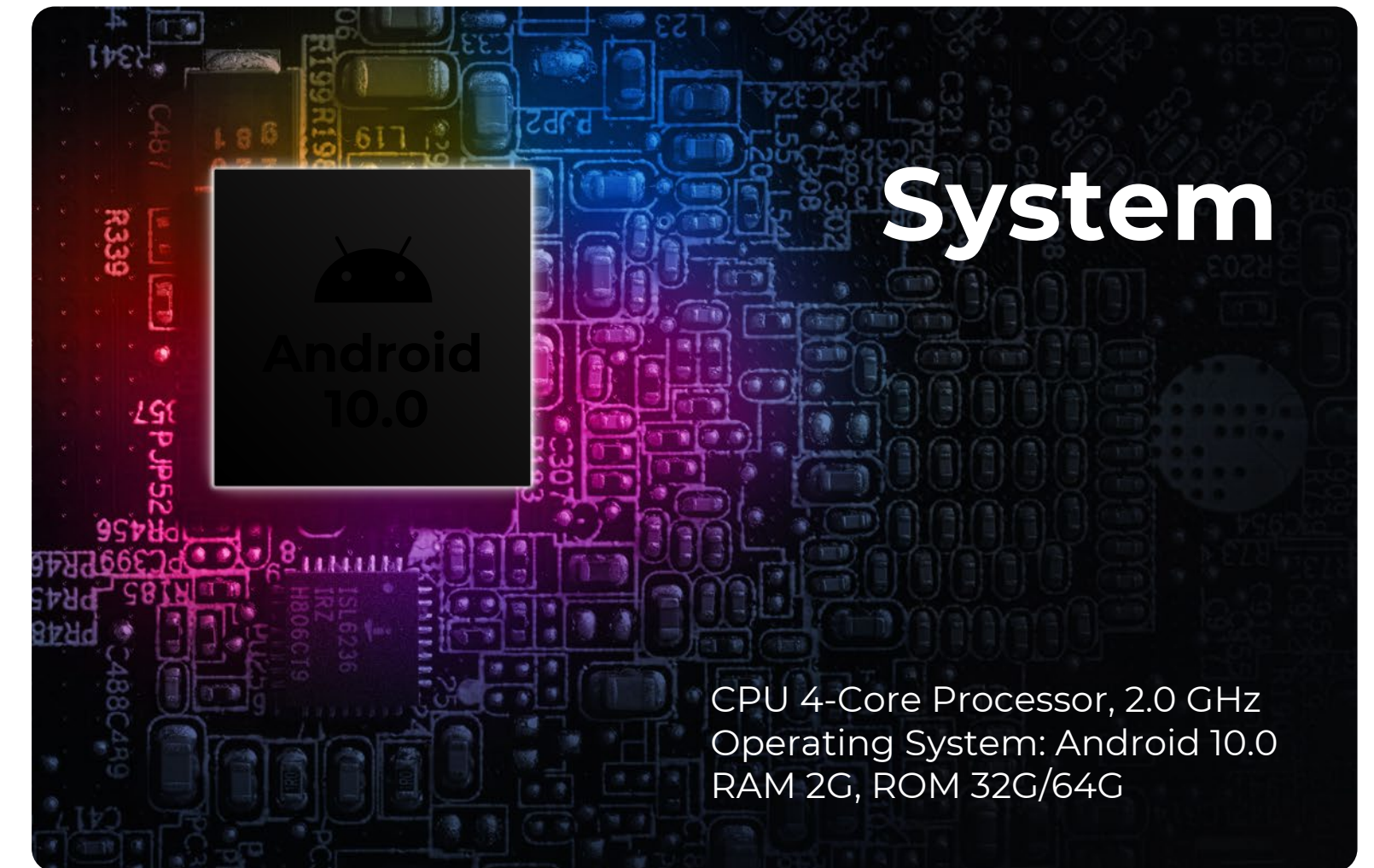
What's In  
The Box?

Comparison  
Chart

FAQ

LCD 8-Inches  
1280\*800 Pixels

System



**Battery**

Battery: 12600 mAh / 3.8V  
(tested to have up to 24h of  
battery life with the screen on)  
Operating Voltage: 9~18V

**Temperature**

Storage Temperature:  
-20°C~60°C (-4°F~140°F)  
Working Temperature:  
0°C~50°C (32°F~122°F)

**Specification**

Product Dimensions:  
258\*183\*50.5mm  
(10.2\*7.2\*2 inches)  
Package Dimensions:  
468\*320\*143mm  
(18.4\*12.6\*5.6 inches)  
Net Weight:  
1184.5g (2.61 lbs.)

**Languages**

English, German,  
Spanish, French, Italian, Japanese,  
Portuguese, Russian, Polish, Turkish, Dutch,  
Hungarian, Chinese (Traditional), Korean,  
Greek, Slovak, Romanian, Arabic,  
Croatian, Slovenian, Finnish, Czech



# MDCI Lite

## Specs

Features

Functions

What's In  
The Box?

Comparison  
Chart

FAQ



Working  
Temperature

-10°C~50°C  
(14°F-122°F)



Operating  
Voltage

9~18 v




Working  
Current

≤130 mA



## Customize Your Car With Online Coding

The Phoenix Lite 2 supports online coding for **BENZ, BMW, PORSCHE, VW, AUDI, SEAT** and more vehicles. This helps to match and code new ECUs after a replacement, or to unlock the hidden functions, bringing more possibilities to your car.



System Name	State
01 Engine Electronics	Click To Code
02 Transmission Electronics	Click To Code
03 Brake Electronics	Click To Code
05 Access/Start Authorization	Click To Code
06 Seat Adjustment, Passenger's Side	Click To Code
07 Display/Control Head	Click To Code

Audi VIN WVAJAGD4L6ED028149  
AUDI V28.82 > Online Function > Online Coding



Phoenix Lite 2  
Brief

Specs

**Features**

Functions

What's In  
The Box?

Comparison  
Chart

FAQ

## Step-by-Step VAG Guidance

Equipped with VAG Guidance for VW, AUDI, SKODA and SEAT vehicles, the Phoenix Lite 2 can walk you through operations with step-by-step instructions, help you skip the security access code and channel numbers to **perform matching, calibrations, and basic adjustments or settings**, effectively streamlining the diagnostic process.





Phoenix Lite 2

Brief

## 28+ Maintenance Services

The Phoenix Lite 2 can meet nearly all of your needs by offering 28 maintenance services for mainstream brands, an ideal choice for car shop owners and professional technicians.

Note: For more special functions, refer to the special function menu:  
Scan>Brand>System>Special Function Menu

Specs



### Features

Functions

What's In  
The Box?

Comparison  
Chart

FAQ





## Cover 200 + Vehicle Makes

The Phoenix Lite 2 allows professional technicians to take on more jobs with access to automotive coverage for over 200 vehicle makes, *including GM, FORD, Chrysler, Benz, BMW and more.*



### Features

Functions

What's In The Box?

Comparison Chart

FAQ





## Bi-Directional Control to Identify Problems Accurately

With Bi-Directional capabilities, the Phoenix Lite 2 can perform individual tests for single actuators to know if the actuator functions well. Capabilities include *fuel injectors, coolant pumps, windows, windshield wipers, and more.*



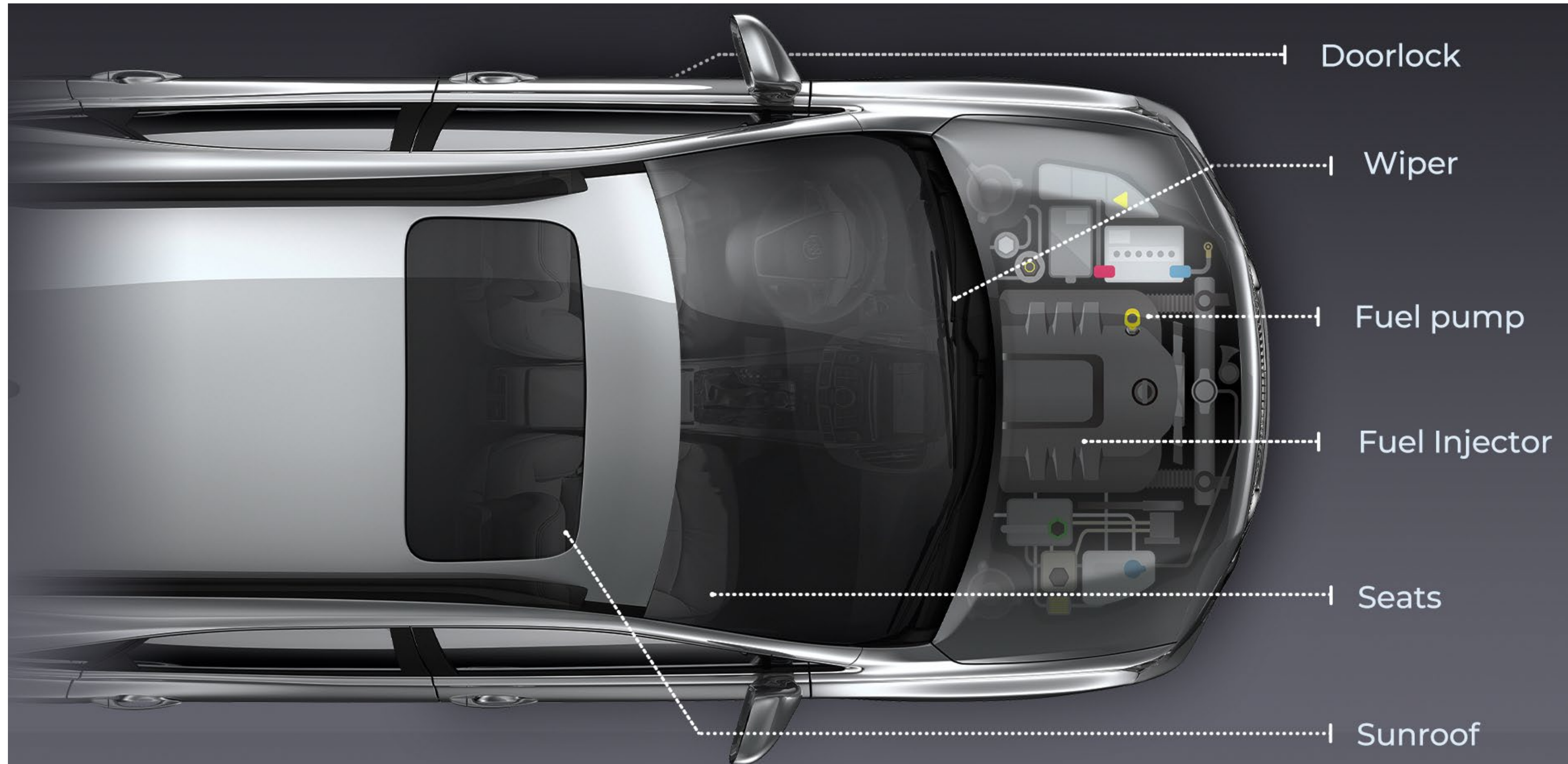
### Features

Functions

What's In The Box?

Comparison Chart

FAQ





## OE-Level Full System Diagnostics

The Phoenix Lite 2 allows the customers to dig deep into all systems including *Engine, Transmission, Airbag, ABS, ESP, TPMS, Immobilizer, Gateway, Steering, Radio, Air Conditioning Systems, and more.*



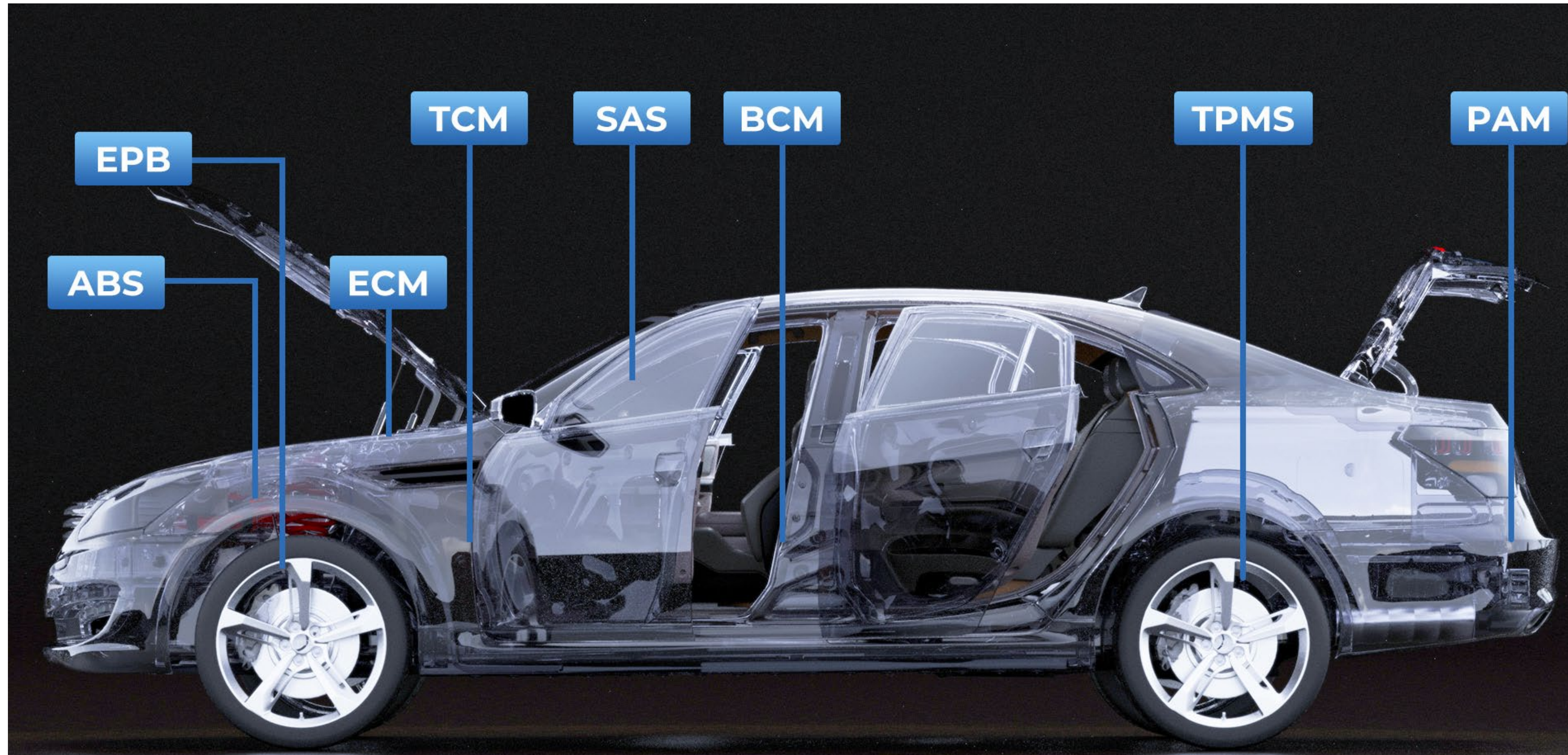
### Features

Functions

What's In The Box?

Comparison Chart

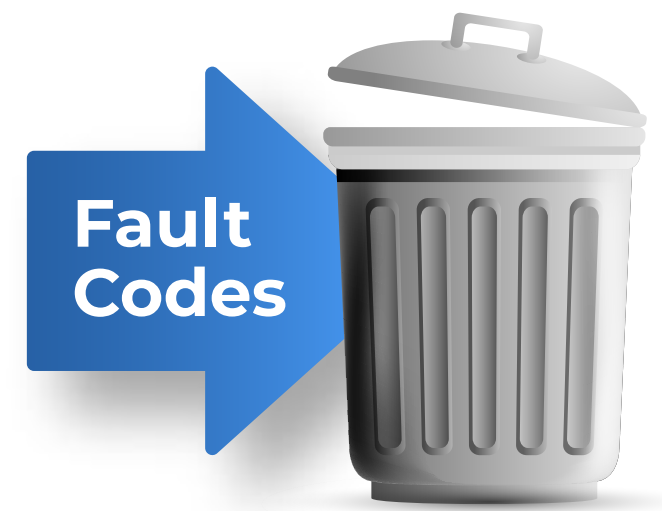
FAQ





## Work Easier With The Phoenix Lite 2


The Phoenix Lite 2 reads & clears fault codes with ease. Users can quickly detect the fault codes in all systems and clear them with one click.





# Work Easier With The Phoenix Lite 2

Record data streams for reference at any time. The data will be displayed in the form of an easy-to-read graph which helps users intuitively observe data changes over time and view up to 12 data streams on one screen.



## Features

## Functions

## What's In The Box?

## Comparison Chart

## FAQ





## FCA Gateway Access

The Phoenix Lite 2 offers FCA Gateway access to perform enhanced diagnostics, such as clearing DTCs, bi-directional control, Oil resets, SAS resets and more special functions on FCA vehicles (Chrysler, Dodge, Jeep and more).



### Features

Functions

What's In The Box?

Comparison Chart

FAQ





## Acquire Vehicle's Information In Seconds

The **AutoVIN** function lets the Phoenix Lite 2 gather important vehicle information including the *vehicle make, model, and year* automatically, shortening the diagnostic time substantially.

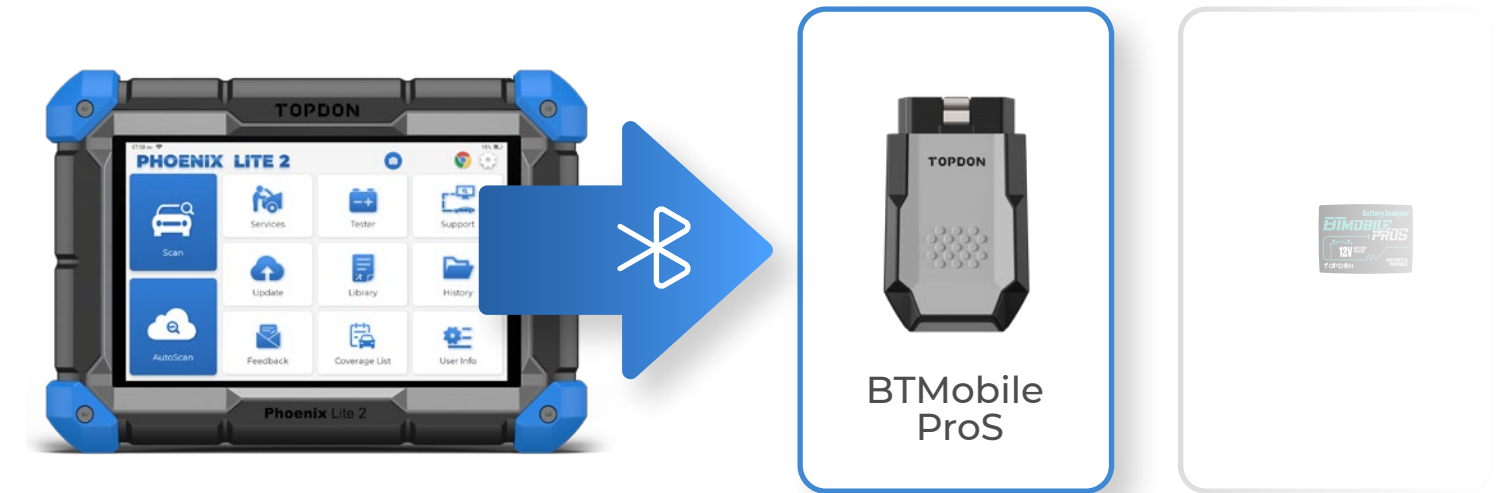
# AUTOVIN





## Wireless Bluetooth Diagnosis

With the wireless VCI connected to the vehicle, a technician is not bound to a cable connection. This wireless VCI gives technicians the ability to diagnose and code as long as they are in range of the Bluetooth VCI.



### Features

### Functions

### What's In The Box?

### Comparison Chart

### FAQ





Phoenix Lite 2

Brief

Specs

**Features**

Functions


What's In  
The Box?

Comparison  
Chart

FAQ

## Expand Your Capabilities With The BTMobile Pros

Users can pair the Lite 2 with TOPDON's latest battery analyzer, the BTMobile Pros to monitor a car's battery health wirelessly. This pairing turns the Phoenix Lite 2 into a hi-tech battery testing tool.





# Phoenix Lite 2 Functions: At A Glance

---

The Phoenix Lite 2 offers Full System Diagnostic for over 200 Vehicle Makes.

---

## Essential Functions

---

- ECU Information
- Read Fault Codes
- Clear Fault Codes
- Read Data Streams
- Bi-directional Control

## Special Features

---

- Online Coding
- Maintenance Services
- VAG Guided Function
- FCA Gateway Access and more

## Expanded Functions

---

- BTMobile Pros Compatibility

## Others

---

- Save and Share Reports
- Print Report Via PC
- Generate Health Reports
- One-Click Software Update
- Feedback
- Customized Diagnostic Reports
- AutoVin



Phoenix Lite 2  
Brief

Specs

Features

**Functions**

What's In  
The Box?

Comparison  
Chart

FAQ



## ESSENTIAL FUNCTIONS

---

ECU Information

Read Fault  
Codes

---

Clear Fault  
Codes

Read Data  
Streams

---

Bi-directional Control

---

## SPECIAL FEATURES

---

Online Coding

Maintenance  
Services

---

VAG Guided  
Function

FCA Gateway Access  
and more

---



# Others

---

## 1. Save and Share Reports, Print Reports Via PC

---

Generate a diagnostic report and print it out by email.

## 2. Health Report

---

The “Health Report” function enables users to quickly detect fault codes in all systems.

## 3. One-Click Software Update

---

TOPDON offers our customers 2-years of free software updates, allowing the customers to always get the most features and best experience with one click.

## 4. Feedback

---

Select the corresponding types of issues, and enter email addresses or phone numbers to get professional assistance.

## 5. Customized Diagnostic Reports

---

Diagnostic Reports generated by the Phoenix Lite 2 can show more details based on user preference, including report types (Pre-Repair or Post-Repair), maintenance cost, mileage, technician name, and more.

## 6. AutoVin

---

Gather essential vehicle information instantly and speed up your diagnostic process.



# 28 Maintenance Services

Specs

Features

**Functions**

What's In  
The Box?

Comparison  
Chart

FAQ



Oil Reset



EPB Reset



SAS Reset



BMS Reset



ABS Bleeding



Throttle Matching



DPF Reset



Injector Coding

Suspension Reset

Gearbox Reset

AFS Headlamp Reset

IMMOBILIZER

Gear Learning

TPMS Reset

Sunroof Reset

A/F Reset

ADBLUE Reset

Coolant Bleed

EGR Reset

Language Change

NOx Sensor Reset

Odometer Calibration

Seats Calibration

STOP/START

AIRBAG Reset

Transport Mode

TIRE Reset

Windows Calibration



# What's In The Box?

Specs



MDCI Lite



Power Adapter



B-20 (BMW)



TA-17 (TOYOTA)



G/V-12 (GM/VAZ)



HA-3 (HONDA)

Features



User Manual



Package List



Password Letter



Fuse  
(φ 6\*30mm)\*2



Fuse  
(φ 5\*20mm)\*4



CR-6 (CHRYSLER)



TA-22 (TOYOTA)



BZ-38 (BENZ)

Functions



Phoenix Lite 2



Battery  
Clamps/Cable Set



FT-3 (FIAT)



M/H-12+16  
(MITSUBISHI  
/HYUNDAI)



NN-14+16  
(NISSAN)



OBDII  
Extension Cable



OBDI Adapter  
BOX Transfer Line



Type-C to  
USB Cable







Cigarette  
Lighter Cable

What's In  
The Box?

Comparison  
Chart

FAQ



MODEL	Phoenix / Phoenix Lite	Phoenix Lite 2	Phoenix Plus	Phoenix Elite
SPECIFICATIONS				
HAREWARE				
CPU	4-Core 1.3GHz	4-Core 2.0GHz	4-Core 2.0GHz	MT6761 Core 4, 2.0GHZ
RAM	2G	2G	4G	4G
ROM	32G	64G	32G/64G	64G
Battery Capacity	4680mAh/ 3.8V	12600mAh/ 3.8V	12600mAh/ 3.8V	12600mAh/ 3.8V
Android Version	Android 7.0	Android 10.0	Android 10.0	Android 10.0
Screen Size	7.0 inch	8 inch	10.1 inch	10.1 inch
Screen Resolution	1024×600	1280×800	1280×800	1280×800
Wi-Fi	2.4 GHz	2.4 & 5 GHz	2.4 & 5 GHz	2.4/5GHz
Camera	Rear 5.0 mp	Rear8.0 mp	Rear8.0 mp	Rear8.0 mp
Weight	0.64kg (1.41 lb)	1.18kg (2.61 lb)	1.56kg (3.32 lb)	1.55kg (3.42 lb)
SOFTWARE				
Cloud-Based Programming	✘	✘	✘	6 Brands (Audi, Benz, VW, BMW, SKODA, SEAT)
Remote Desktop	✔	✔	✔	✔
Communication	VCI/Bluetooth	VCI/Bluetooth	VCI/Bluetooth	VCI/Bluetooth
ADAS Compatibility	Phoenix Mobile ADAS	✘	Phoenix Mobile ADAS	Phoenix Mobile ADAS
IMMO Compatibility	T-Ninja Box	T-Ninja Box (ECU clone is not supported)	T-Ninja Box	T-Ninja Box
Oscilloscope Compatibility	✘	✘	✘	✘
Battery Tester Compatibility	BTMobile Pros	BTMobile Pros	BTMobile Pros	BTMobile Pros
FCA Secure Gateway	1. Function Subscription Fee 2. FCA Official Account Subs Fee	FCA Official Account Subs Fee	FCA Official Account Subs Fee	FCA Official Account Subs Fee
Daily Maintenance Functions (Only the Commonly Used Special Functions, such as: EPB OLS, BMS, DPF, SAS, TPMS, etc.)	11	28	34	35
Auto VIN	✔	✔	✔	✔
Full-System Diagnostic	✔	✔	✔	✔
Diagnostic Topology Display	✘	✘	✔	✔
Diagnostic Protocols: D-PDU/J2534/RP1210	✘	✘	✘	✘
Bus Protocols: DoIP/CAN FD	✘	✘	✘	Only CAN FD Supported
Heavy Duty (Optional)	✘	✘	✘	✘
Software Languages	24 Languages English, French, Spanish, Portuguese, Italian, Russian, German, Polish, Romanian, Dutch, Arabic, Czech, Danish, Greek, Persian, Finnish, Hungarian, Swedish, Turkish, Serbian, Simplified Chinese, Traditional Chinese, Japanese, Korean	22 Languages English, German, Spanish, French, Italian, Japanese, Portuguese, Russian, Polish, Turkish, Dutch, Hungarian, Chinese (Traditional), Korean, Greek, Slovak, Romanian, Arabic, Croatian, Slovenian, Finnish, Czech	22 Languages English, German, Spanish, French, Italian, Japanese, Portuguese, Russian, Polish, Turkish, Dutch, Hungarian, Chinese (Traditional), Korean, Greek, Slovak, Romanian, Arabic, Croatian, Slovenian, Finnish	16 Languages English, German, Spanish, French, Italian, Japanese, Portuguese, Russian, Polish, Turkish, Dutch, Hungarian, Chinese (Traditional), Korean, Finnish, Czech



# FAQs

**Q** The tablet cannot be turned on after being fully charged.

**A** Possible Cause:  
The tablet was on standby for too long, and the battery drains.

**Solution:**

Charge it for over 2 hours before turning it on.

**Possible Cause:**

Problem with the Charger.

**Solution:**

Please contact the dealer or TOPDON after-sale service for timely support.

---

**Q** Why can't I register?

**A** Possible Cause:  
The tablet isn't connected to a network.

**Solution:**

Make sure the network is stable, then try reconnecting.

**Possible Cause:**

Your email address may have been registered already.

**Solution:**

Use another valid email address.





**A** **Possible Cause:**  
There is no verification code in the email box.  
**Solution:**  
Check if the email address is valid and resend the code.

**Possible Cause:**  
Server problem.  
**Solution:**  
The server is under maintenance. Please try again later.

---

**Q** Why can't I login?

**A** **Possible Cause:**  
The tablet isn't connected to a network.  
**Solution:**  
Make sure the network is stable.

**Possible Cause:**  
The username or password is incorrect.  
**Solution:**  
Check the username and password. Contact TOPDON's after-sales service or regional sales to retrieve the username and password.





**A** Possible Cause:  
Server problem.  
Solution:  
The server is under maintenance. Please try again later.

---

**Q** Why can't I activate the equipment?

**A** Possible Cause:  
The tablet isn't connected to a network.  
Solution:  
Make sure the network is stable or connect to a different network if possible.

**Possible Cause:**  
The serial number and/or activation code were entered incorrectly.

**Solution:**  
Check the serial number and activation code and make sure they are correct (serial number 12 digits, activation code 8 digits).

**Possible Cause:**  
The activation code is invalid.

**Solution:**  
Contact TOPDON after-sales service to get support.





- A** Possible Cause:  
The configuration is empty.  
**Solution:**  
Contact TOPDON after-sales service or regional sales.
- 
- Q** Notes: the equipment is not activated during software updates.
- A** Possible Cause:  
The MDCI dongle may not be activated in the registration process.  
**Solution:**  
Activate the MDCI dongle as follows: Tap “User Info” -> “Activate MDCI” -> Input the correct serial number and activation code -> “Activate”.
- 
- Q** Why did my software upgrade fail?
- A** Possible Cause:  
The equipment is not connected to the Internet.  
**Solution:**  
Check your network connection.





- A Possible Cause:**  
The username or password is wrong, or the equipment does not have enough memory.  
**Solution:**  
Check the username and password. Uninstall irrelevant applications and delete vehicle software that is rarely used. (enter setting -> clear diagnostic software -> remove software to operate).
- Possible Cause:**  
Server problems.  
**Solution:**  
The server is under maintenance. Please try again later.
- Possible Cause:**  
Expiration of free software update  
**Solution:**  
Check the expiration of free software update. If it has expired, please renew your software update period in “Update” function of the Phoenix Lite 2 or contact your local dealers for renewals.





**Q** Why is there is no power in the Phoenix MDCI dongle after connecting to the vehicle's OBD port.

**A** Possible Cause:  
Poor contact between the MDCI dongle and port.

**Solution:**  
Unplug the Phoenix MDCI dongle, and then plug it in again.

**Possible Cause:**  
The vehicle's battery is too low.

**Solution:**  
Recharge the car battery. Replace the battery if it's damaged.

**Possible Cause:**  
There is a blown fuse.

**Solution:**  
Check the fuse of the OBD module.

---

**Q** The tablet cannot establish a connection with the Lite 2's MDCI dongle.

**A** Possible Cause:  
Poor contact between the MDCI and OBD port.

**Solution:**  
Unplug the MDCI dongle, and then plug it in again.  
Perform the MDCI Bluetooth pairing again.





**A** Possible Cause:  
The firmware is damaged.  
Solution:  
Enter the settings menu and tap "Fix Connector  
Firmware/System" to fix the firmware.

---

**Q** Can I use other chargers to charge the tablet?

**A** No, please use the original charger provided by TOPDON. Any damage or economic loss caused by using the improper battery charger will not be TOPDON's responsibility.

---

**Q** How to save the battery power?

**A** Please turn off the screen while the tablet is idle, set a shorter standby time, or reduce the brightness of the screen.

---

**Q** Are there non-standard OBDII adapters in the box?

**A** Yes.





**Q** Why was there a communication error with the vehicle ECU?

**A** Please check the following cases:

- Whether the diagnostic MDCI dongle is correctly connected.
- Whether the ignition switch is ON.

After you check these, send your vehicle's year, make, model, and VIN data to TOPDON via the Phoenix Lite 2's "Feedback" feature for timely technical assistance.

---

**Q** Why did I fail to get access to the vehicle's ECU system?

**A** Please check the following:

- Whether the system is available in the vehicle.
  - Whether the MDCI dongle is correctly connected.
  - Whether the ignition switch is ON.
- 

**Q** The MDCI dongle is missing. How can I get a new one?

**A** Please contact your dealer or TOPDON's after-sales service for timely support.





**Q** There was an error with the diagnostic software. What should I do?

**A** Please perform the following steps:

- Tap “Feedback” to send specific problems to TOPDON for technical support.
  - Tap the vehicle software icon, and hold it to uninstall the corresponding software, and then enter the upgrade center to download and install the new version.
- 

**Q** The diagnostic software I downloaded is inconsistent with the serial number. What should I do?

**A** First, find the information for the correct MDCI dongle. Then go to “User Info” -> “Phoenix MDCI” -> select the right MDCI dongle.







    @topdonofficial

+86-755-21612590 (Global HQ)  
+1-833-629-4832 (North America)

sales@topdon.com  
support@topdon.com

**CHINA  
TOPDON HQ**

topdon.com

Unit 2005 20/F, No. 3040 Xinghai Avenue,  
Qianhai Shima Tower, Qianhai Shenzhen-Hong Kong  
Cooperation Zone, Shenzhen, PR, China 518000



**USA  
TOPDON**

topdon.us

400 Commons Way, Suite A  
Rockaway, NJ 07866

