

TOPDON



ABOUT

Thank you for purchasing TOPDON BTMOBILE PROS Battery Tester.

Designed to work on 12V batteries within the 100-2000 CCA range, TOPDON BTMOBILE PROS meets a variety of battery specifications including CCA, JIS, EN, DIN, SAE, IEC, etc., and also an effective detector to pinpoint the bad cell.

It adopts the most advanced conductivity detection technology to effectively help maximize the performance of your 12V vehicles, giving valuable, easy-to-understand information about the vehicle battery health, alternator's charging, and starter's cranking conditions.

The built-in ExtraSafe protections against short circuit, reverse polarity, and over voltage allow the tester to safely connect to any battery.

SPECIFICATION

Operating Voltage:	8V~16V
Clamp Line Length:	556mm (21.89 inch)
Operating Temperature:	-10°C to 45°C (14°F to 113°F)
Storage Temperature:	-20°C to 75°C (-4°F to 167°F)
Operating Humidity:	-10°C~50°C,10%-60%RH (Non-condensing)
Storage Humidity:	-20°C~70°C,10%-80%RH (Non-condensing)
Safety Protection:	Reverse Polarity Protection

PRODUCT DESCRIPTION

Indicator Display

Green:	Successful Battery Connection
Blue:	Successful Bluetooth Connection
Red:	Error. Over temperature, or over voltage

TEST RESULTS REFERENCE

TEST RESULT:	REFERENCE:	INTERPRETATION:
Good Battery	SOH>=60%, SOC>=60%	Good battery
Bad Cell- Replace	SOH<60%, SOC>=60%	Bad battery. Need to replace
Recharge-Retest	SOH>=60%, SOC<60%	Recharge battery, and retest

Battery Measuring Standard & Range

CA	100-2000(A)	GB	30-200 (Ah)
CCA	100-2000(A)	IEC	100-1400(A)
BCI	100-2000(A)	EN	100-2000(A)
MCA	100-2000(A)	SAE	100-2000(A)
DIN	100-1400(A)	JIS	26A17--245H52

GETTING STARTED

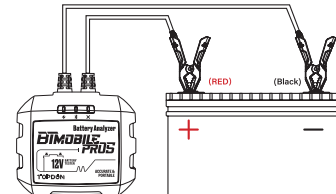
Step1 Please scan the QR code or visit our official website: <https://www.topdon.com/products/btmobile-pros> to download and install the APP.

NOTE: Compatible with Android 4.4 smart devices, or newer.

Step2 Connect the RED Alligator Battery Clamp to the (+) positive battery terminal, and connect the BLACK Alligator Battery Clamp to the (-) negative battery terminal. Make sure the battery terminals are clean and the clamps are securely attached to the correct terminals.



(Step1)

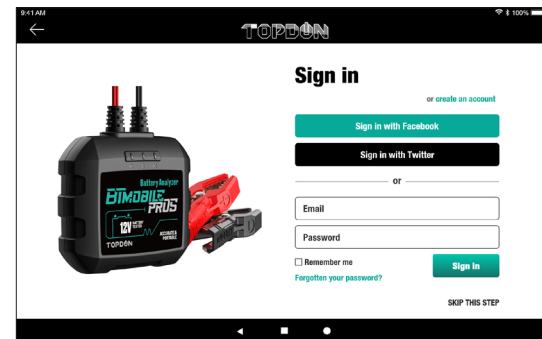



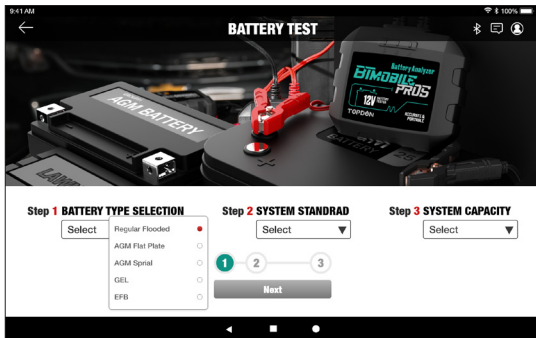
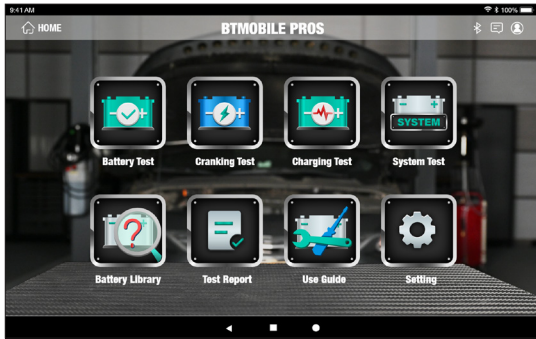
(Step2)

Step3

Establish wireless communication between BTMOBILE PROS with your smart devices via Bluetooth 4.2. You can register with your valid email address, or skip the login procedure.

NOTE: We strongly recommend the registration for latest product news and timely technical assistance.





5

Step4 Select the options with guidance to run the battery test, cranking test, charging test, or battery system test, according to your actual needs.

NOTE: Please turn off all electrical equipment prior to the battery testing operation.

FAQ

Q: Can BTMOBILE PROS test the battery installed in the vehicle?

A: Yes, it supports in-vehicle and out-of-vehicle testing.

Q: Is the test result accurate?

A: Yes. Our BTMOBILE PROS features advanced conductance detection giving you accurate test results in seconds.

Q: What batteries can BTMOBILE PROS work on?

A: It works on 12V regular flooded, AGM Flat plate, AGM Spiral, GEL and Deep Cycle batteries, with CCA between 100 to 2000.

Q: Is BTMOBILE PROS designed with any built-in protections?

A: Yes. It offers peace of mind with extra-safe Reverse Polarity and Sparkproof protection, and easy operations even if you're new to battery testing.

Q: Can BTMOBILE PROS test 12V solar battery?

A: If your solar battery bank is made up of lead-acid cells, then yes.

Q: How do I confirm if my vehicle battery is bad or good?

A: The battery tester will display SOH (State of Health), SOC (State of Charge), CCA (Cold Cranking Ampere), Voltage, Internal Resistance, and Rating, with an intuitive test result of "GOOD" or "BAD" for your reference. If the internal resistance is too large, it indicates a broken battery.

Q: Can this battery tester estimate the remaining capacity of my battery?

A: Yes. The battery tester will display SOC (State of Charge) to express as a percentage of your battery's rated capacity, a measure of its condition to assess the potential energy.

Note that a decent SOC (State of Charge) doesn't mean the battery is in good condition. You need to refer to your battery's actual CCA Value and Internal Resistance for further analysis.

IMPORTANT SAFETY INSTRUCTION

FCC Warnings:

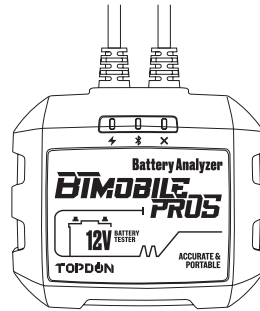
This device complies with Part 15 of the FCC Rules. Operation is subject to the following two conditions: (1) this device may not cause harmful interference, and (2) this device must accept any interference received, including interference that may cause undesired operation.

This equipment has been tested and found to comply with the limits for a Class B digital device, pursuant to part 15 of the FCC Rules. These limits are designed to provide reasonable protection against harmful interference in a residential installation. This equipment generates, uses and can radiate radio frequency energy and, if not installed and used in accordance with the instructions, may cause harmful interference to radio communications. However, there is no guarantee that interference will not occur in a particular installation. If this equipment does cause harmful interference to radio or television reception, which can be determined by turning the equipment off and on, the user is encouraged to try to correct the interference by one or more of the following measures:

- Reorient or relocate the receiving antenna.
- Increase the separation between the equipment and receiver.
- Connect the equipment into an outlet on a circuit different from that to which the receiver is connected.
- Consult the dealer or an experienced radio/TV technician for help.

All information in this manual is based on the latest information available at the time of publication and no warranty can be made for its accuracy or completeness. TOPDON reserves the right to make changes at any time without notice. For more information, please go to www.topdon.com.

PACKAGE LIST



TOPDON BTMOBILE PROS *1



DOWNLOAD FREE APP



UESR MANUAL *1



Website www.topdon.com
 Hotline (+1)833-629-4832
 Email support@topdon.com



8